

Byte Latent Transformer: Patches Scale Better Than Tokens

Artidoro Pagnoni[‡], Ram Pasunuru[‡], Pedro Rodriguez[‡], John Nguyen[‡], Benjamin Muller, Margaret Li^{1,◊},
Chunting Zhou[◊], Lili Yu, Jason Weston, Luke Zettlemoyer, Gargi Ghosh, Mike Lewis, Ari Holtzman^{‡,2,◊},
Srinivasan Iyer[‡]

FAIR at Meta, ¹Paul G. Allen School of Computer Science & Engineering, University of Washington,
²University of Chicago

[‡]Joint second author, [†]Joint last author, [◊]Work done at Meta

We introduce the Byte Latent Transformer (BLT), a new byte-level LLM architecture that, for the first time, matches tokenization-based LLM performance at scale with significant improvements in inference efficiency and robustness. BLT encodes bytes into dynamically sized patches, which serve as the primary units of computation. Patches are segmented based on the entropy of the next byte, allocating more compute and model capacity where increased data complexity demands it. We present the first FLOP controlled scaling study of byte-level models up to 8B parameters and 4T training bytes. Our results demonstrate the feasibility of scaling models trained on raw bytes without a fixed vocabulary. Both training and inference efficiency improve due to dynamically selecting long patches when data is predictable, along with qualitative improvements on reasoning and long tail generalization. Overall, for fixed inference costs, BLT shows significantly better scaling than tokenization-based models, by simultaneously growing both patch and model size.

Date: December 12, 2024

Correspondence: artidoro at cs.washington.edu, sviyer at meta.com

Code: <https://github.com/facebookresearch/blt>



1 Introduction

We introduce the Byte Latent Transformer (**BLT**), a tokenizer-free architecture that learns from raw byte data and, for the first time, matches the performance of tokenization-based models at scale, with significant improvements in efficiency and robustness (§6). Existing large language models (LLMs) are trained almost entirely end-to-end, except for tokenization—a heuristic pre-processing step that groups bytes into a static set of tokens. Such tokens bias how a string is compressed, leading to shortcomings such as domain/modality sensitivity (Dagan et al., 2024), sensitivity to input noise (§6), a lack of orthographic knowledge (Edman et al., 2024), and multilingual inequity (Petrov et al., 2024; Liang et al., 2023; Limisiewicz et al., 2024).

Tokenization has previously been essential because directly training LLMs on bytes is prohibitively costly at scale due to long sequence lengths (Xue et al., 2022). Prior works mitigate this by employing more efficient self-attention (El Boukkouri et al., 2020; Clark et al., 2022) or attention-free architectures (Wang et al., 2024) (§8). However, this primarily helps train *small models*. At scale, the computational cost of a Transformer is dominated by large feed-forward network layers that run on every byte, not the cost of the attention mechanism.

To efficiently allocate compute, we propose a dynamic, learnable method for grouping bytes into *patches* (§2) and a new model architecture that mixes byte and patch information. Unlike tokenization, BLT has no fixed vocabulary for patches. Arbitrary groups of bytes are mapped to latent patch representations via light-weight learned encoder and decoder modules. We show that this results in *more* efficient allocation of compute than tokenization-based models.

Tokenization-based LLMs allocate the same amount of compute to every token. This trades efficiency for performance, since tokens are induced with compression heuristics that are not always correlated with the

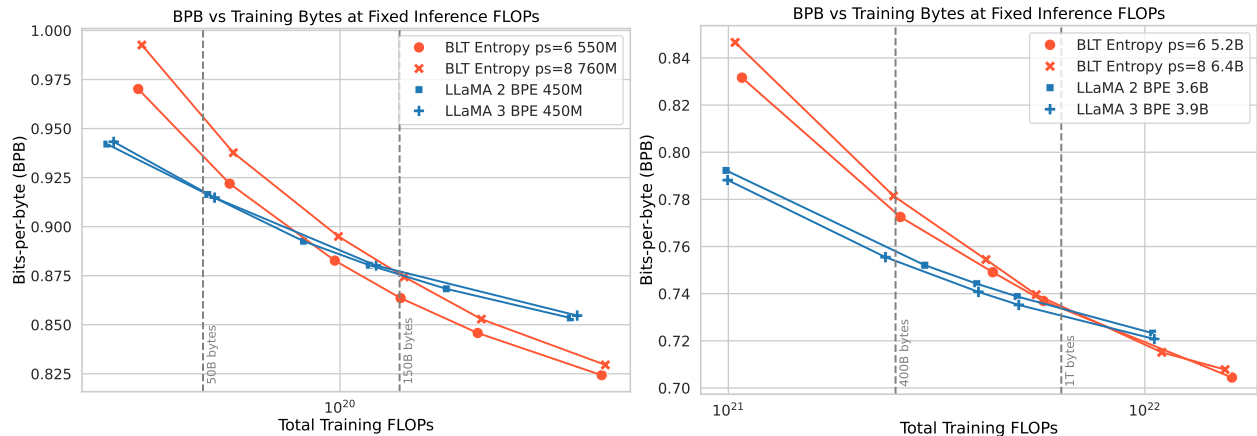


Figure 1 Scaling trends for fixed inference FLOP models (fully) trained with varying training budgets. In token-based models, a fixed inference budget determines the model size. In contrast, the BLT architecture provides a new scaling axis allowing simultaneous increases in model and patch size while keeping the same training and inference budget. BLT patch-size (ps) 6 and 8 models quickly overtake scaling trends of BPE Llama 2 and 3. Moving to the larger inference budget makes the larger patch size 8 model more desirable sooner. Both BPE compute-optimal point and crossover point are indicated with vertical lines.

complexity of predictions. Central to our architecture is the idea that models should dynamically allocate compute where it is needed. For example, a large transformer is not needed to predict the ending of most words, since these are comparably easy, low-entropy decisions compared to choosing the first word of a new sentence. This is reflected in BLT’s architecture (§3) where there are three transformer blocks: two small byte-level *local models* and a large global *latent transformer* (Figure 2). To determine how to group bytes into patches and therefore how to dynamically allocate compute, BLT segments data based on the entropy of the next-byte prediction creating contextualized groupings of bytes with relatively uniform information density.

We present the first FLOP-controlled scaling study of byte-level models up to 8B parameters and 4T training bytes, showing that we can train a model end-to-end at scale from bytes without fixed-vocabulary tokenization. Overall, BLT matches training FLOP-controlled performance¹ of Llama 3 while using up to 50% fewer FLOPs at inference (§5). We also show that directly working with raw bytes provides significant improvements in modeling the long-tail of the data. BLT models are more robust than tokenizer-based models to noisy inputs and display enhanced character level understanding abilities demonstrated on orthographic knowledge, phonology, and low-resource machine translation tasks (§6). Finally, with BLT models, we can simultaneously increase model size and patch size while maintaining the same inference FLOP budget. Longer patch sizes, on average, save compute which can be reallocated to grow the size of the global latent transformer, because it is run less often. We conduct inference-FLOP controlled scaling experiments (Figure 1), and observe significantly better scaling trends than with tokenization-based architectures.

In summary, this paper makes the following contributions: 1) We introduce BLT, a byte latent LLM architecture that dynamically allocates compute to improve FLOP efficiency, 2) We show that we achieve training FLOP-controlled parity with Llama 3 up to 8B scale while having the option to trade minor losses in evaluation metrics for FLOP efficiency gains of up to 50%, 3) BLT models unlock a new dimension for scaling LLMs, where model size can now be scaled while maintaining a fixed-inference budget, 4) We demonstrate the improved robustness of BLT models to input noise and their awareness of sub-word aspects of input data that token-based LLMs miss. We release the training and inference code for BLT at <https://github.com/facebookresearch/blt>.

2 Patching: From Individual Bytes to Groups of Bytes

Segmenting bytes into *patches* allows BLT to dynamically allocate compute based on context. Figure 3 shows several different methods for segmenting bytes into patches. Formally, a patching function f_p segments a

¹We calculate the computational cost of a model by counting the number of Floating Point Operations (FLOPs) needed.

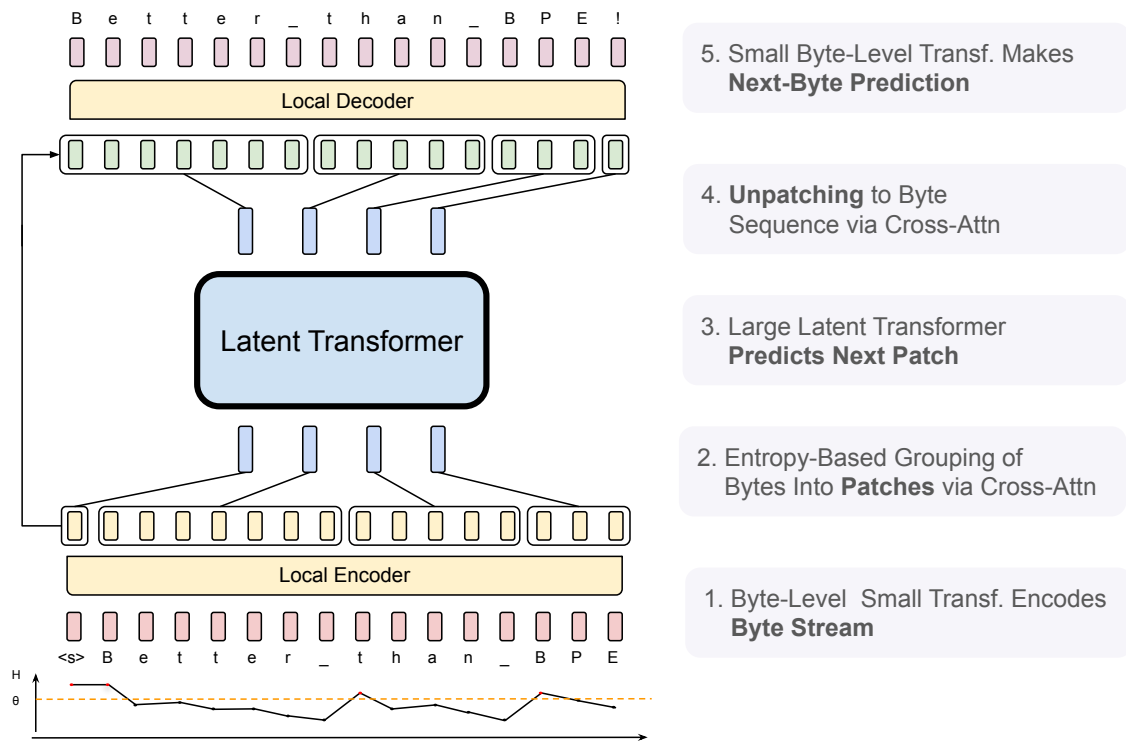


Figure 2 BLT comprises three modules, a lightweight *Local Encoder* that encodes input bytes into patch representations, a computationally expensive Latent Transformer over patch representations, and a lightweight *Local Decoder* to decode the next patch of bytes. BLT incorporates byte n -gram embeddings and a cross-attention mechanism to maximize information flow between the Latent Transformer and the byte-level modules (Figure 5). Unlike fixed-vocabulary tokenization, BLT dynamically groups bytes into patches preserving access to the byte-level information.

sequence of bytes $\mathbf{x} = \{x_i, |i = 1, \dots, n\}$ of length n into a sequence of $m < n$ patches $\mathbf{p} = \{p_j | j = 1, \dots, m\}$ by mapping each x_i to the set $\{0,1\}$ where 1 indicates the start of a new patch. For both token-based and patch-based models, the computational cost of processing data is primarily determined by the number of steps executed by the main Transformer. In BLT, this is the number of patches needed to encode the data with a given patching function. Consequently, the average size of a patch, or simply *patch size*, is the main factor for determining the cost of processing data during both training and inference with a given patching function (§4.5). Next, we introduce three patching functions: patching with a fixed number of bytes per patch (§2.1), whitespace patching (§2.2), and dynamically patching with entropies from a small byte LM (§2.3). Finally, we discuss incremental patching and how tokenization is different from patching (§2.4).

2.1 Strided Patching Every K Bytes

Perhaps the most straightforward way to group bytes is into patches of fixed size k as done in MegaByte (Yu et al., 2023). The fixed stride is easy to implement for training and inference, provides a straightforward mechanism for changing the average patch size, and therefore makes it easy to control the FLOP cost. However, this patching function comes with significant downsides. First, compute is not dynamically allocated to where it is needed most: one could be either wasting a transformer step j if only predicting whitespace in code, or not allocating sufficient compute for bytes dense with information such as math. Second, this leads to inconsistent and non-contextual patching of similar byte sequences, such as the same word being split differently.

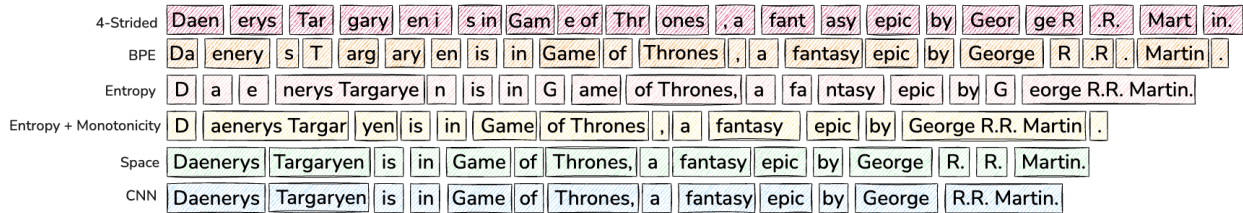


Figure 3 Patching schemes group bytes in different ways, each leading to a different number of resulting patches. Since each patch is processed using a large transformer step, the number of patches directly determines the bulk of the compute expended in terms of FLOPs. These schemes group bytes into patches by (a) striding every four bytes (§2.1) as in MegaByte (Yu et al., 2023), (b) tokenizing with Byte-Pair Encoding (BPE), in this case the Llama-3 (Dubey et al., 2024) tokenizer, (c & d) entropy-based patching as in this work (§2.3), (e) patching on space-bytes (Slagle, 2024), (f) and patching on entropy using a small CNN byte-level model with 2-byte context.

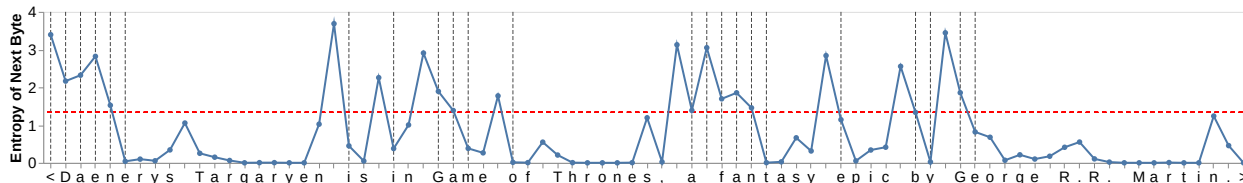


Figure 4 This figure plots the entropy $H(x_i)$ of each byte in “Daenerys Targaryen is in Game of Thrones, a fantasy epic by George R.R. Martin.” with spaces shown as underscores. Patches end when $H(x_i)$ exceeds the global threshold θ_g , shown as a red horizontal line. The start of new patches are shown with vertical gray lines. For example, the entropies of “G” and “e” in “George R.R. Martin” exceed θ_g , so “G” is the start of a single byte patch and “e” of a larger patch extending to the end of the named entity as the entropy $H(x_i)$ stays low, resulting in no additional patches.

2.2 Space Patching

Slagle (2024) proposes a simple yet effective improvement over strided patching that creates new patches after any space-like bytes² which are natural boundaries for linguistic units in many languages. In Space patching, a latent transformer step (i.e., more FLOPs) is allocated to model every word. This ensures words are patched in the same way across sequences and that flops are allocated for hard predictions which often follow spaces. For example, predicting the first byte of the answer to the question “Who composed the Magic Flute? _” is much harder than predicting the remaining bytes after “M” since the first character significantly reduces the number of likely choices, making the completion “Mozart” comparatively easy to predict. However, space patching cannot gracefully handle all languages and domains, and most importantly cannot vary the patch size. Next, we introduce a new patching method that uses the insight that the first bytes in words are typically most difficult to predict, but that provides a natural mechanism for controlling patch size.

2.3 Entropy Patching: Using Next-Byte Entropies from a Small Byte LM

Rather than relying on a rule-based heuristic such as whitespace, we instead take a data-driven approach to identify high uncertainty next-byte predictions. We introduce *entropy patching*, which uses entropy estimates to derive patch boundaries.

We train a small byte-level auto-regressive language model on the training data for BLT and compute next byte entropies under the LM distribution p_e over the byte vocabulary \mathcal{V} :

$$H(x_i) = \sum_{v \in \mathcal{V}} p_e(x_i = v | \mathbf{x}_{<i}) \log p_e(x_i = v | \mathbf{x}_{<i}) \quad (1)$$

We experiment with two methods to identify patch boundaries given entropies $H(x_i)$. The first, finds points above a global entropy threshold, as illustrated in Figure 4. The second, identifies points that are high

²Space-like bytes are defined as any byte that is not a latin character, digit, or UTF-8 continuation byte. In addition, each patch must contain at least one non space-like byte.

relative to the previous entropy. The second approach can also be interpreted as identifying points that break approximate monotonically decreasing entropy withing the patch.

$$\begin{array}{ll} \text{Global Constraint} & H(x_t) > \theta_g \\ \text{Approx. Monotonic Constraint} & H(x_t) - H(x_{t-1}) > \theta_r \end{array}$$

Patch boundaries are identified during a lightweight preprocessing step executed during dataloading. This is different from [Nawrot et al. \(2023\)](#) where classifier is trained to predict entropy-based patch boundaries. In our experiments (§4), we compare these two methods for distinguishing between low and high entropy bytes.

2.4 The Byte-Pair Encoding (BPE) Tokenizer and Incremental Patching

Many modern LLMs, including our baseline Llama 3, use a subword tokenizer like BPE ([Gage, 1994](#); [Sennrich et al., 2016](#)). We use “tokens” to refer to byte-groups drawn from a *finite* vocabulary determined prior to training as opposed to “patches” which refer to dynamically grouped sequences without a fixed vocabulary. A critical difference between patches and tokens is that with tokens, the model has no direct access to the underlying byte features.

A crucial improvement of BLT over tokenization-based models is that redefines the trade off between the vocabulary size and compute. In standard LLMs, increasing the size of the vocabulary means larger tokens on average and therefore fewer steps for the model but also larger output dimension for the final projection layer of the model. This trade off effectively leaves little room for tokenization based approaches to achieve significant variations in token size and inference cost. For example, Llama 3 increases the average token size from 3.7 to 4.4 bytes at the cost of increasing the size of its embedding table 4x compared to Llama 2.

When generating, BLT needs to decide whether the current step in the byte sequence is at a patch boundary or not as this determines whether more compute is invoked via the Latent Transformer. This decision needs to occur independently of the rest of the sequence which has yet to be generated. Thus patching cannot assume access to future bytes in order to choose how to segment the byte sequence. Formally, a patching scheme f_p satisfies the property of incremental patching if it satisfies:

$$f_p(\mathbf{x}_{<i}) = f_p(\mathbf{x})_{<i}$$

BPE is not an incremental patching scheme as the same prefix can be tokenized differently depending on the continuation sequence, and therefore does not satisfy the property above³.

3 BLT Architecture

BLT is composed of a large global autoregressive language model that operates on patch representations, along with two smaller local models that encode sequences of bytes into patches and decode patch representations back into bytes ([Figure 2](#)).

3.1 Latent Global Transformer Model

The *Latent Global Transformer* is an autoregressive transformer model \mathcal{G} with l_G layers, which maps a sequence of latent input patch representations, p_j into a sequence of output patch representations, o_j . Throughout the paper, we use the subscript j to denote patches and i to denote bytes. The global model uses a block-causal attention mask ([Dubey et al., 2024](#)), which restricts attention to be up to and including the current patch within the current document. This model consumes the bulk of the FLOPs during pre-training as well as inference, and thus, choosing when to invoke it allows us to control and vary the amount of compute expended for different portions of the input and output as a function of input/output complexity.

³Using a special delimiter token to indicate patch boundaries can turn BPE into an incremental patching scheme but increases the byte-sequence length.

3.2 Local Encoder

The *Local Encoder Model*, denoted by \mathcal{E} , is a lightweight transformer-based model with $l_{\mathcal{E}} \ll l_{\mathcal{G}}$ layers, whose main role is to efficiently map a sequence of input bytes b_i , into expressive patch representations, p_j . A primary departure from the transformer architecture is the addition of a cross-attention layer after each transformer layer, whose function is to pool byte representations into patch representations (Figure 5). First, the input sequence of bytes, b_i , are embedded using a $\mathbb{R}^{256 \times h_{\mathcal{E}}}$ matrix, denoted as x_i . These embeddings are then optionally augmented with additional information in the form of hash-embeddings (§3.2.1). A series of alternating transformer and cross-attention layers (§3.2.2) then transform these representations into patch representations, p_i that are processed by the global transformer, \mathcal{G} . The transformer layers use a *local block causal* attention mask; each byte attends to a fixed window of $w_{\mathcal{E}}$ preceding bytes that in general can cross the dynamic patch boundaries but can not cross document boundaries. The following subsections describe details about the embeddings and the cross-attention block.

3.2.1 Encoder Hash n -gram Embeddings

A key component in creating robust, expressive representations at each step i is to incorporate information about the preceding bytes. In BLT, we achieve this by modeling both the byte b_i individually *and* as part of a byte n -gram. For each step i , we first construct byte-grams

$$g_{i,n} = \{b_{i-n+1}, \dots, b_i\} \quad (2)$$

for each byte position i and n from three to eight.⁴

We then introduce hash n -gram embeddings, that map all byte n -grams via a hash function to an index in an embedding table E_n^{hash} with a fixed size, for each size $n \in \{3, 4, 5, 6, 7, 8\}$ (Bai et al., 2010). The resulting embedding is then added to the embedding of the byte before being normalized and passed as input to the local encoder model. We calculate the augmented embedding

$$e_i = x_i + \sum_{n=3, \dots, 8} E_n^{hash}(\text{Hash}(g_{i,n})) \quad (3)$$

$$\text{where, } \text{Hash}(g_{i,n}) = \text{RollPolyHash}(g_{i,n}) \% |E_n^{hash}| \quad (4)$$

We normalize e_i by the number of n -grams sizes plus one and use RollPolyHash as defined in Appendix C. In Section 7, we ablate the effects of n -gram hash embeddings with different values for n and embedding table size on FLOP-controlled scaling law trends. In addition to hash n -gram embeddings, we also experimented with frequency based n -gram embeddings, and we provide details of this exploration in Appendix D.

3.2.2 Encoder Multi-Headed Cross-Attention

We closely follow the input cross-attention module of the Perceiver architecture (Jaegle et al., 2021), with the main difference being that latent representations correspond to variable patch representations as opposed to a fixed set of latent representations (Figure 5), and only attend to the bytes that make up the respective patch. The module comprises a query vector, corresponding to each patch p_j , which is initialized by pooling the byte representations corresponding to patch p_j , followed by a linear projection, $\mathcal{E}_C \in \mathbb{R}^{h_{\mathcal{E}} \times (h_{\mathcal{E}} \times U_{\mathcal{E}})}$, where $U_{\mathcal{E}}$ is the number of encoder cross-attention heads. Formally, if we let $f_{\text{bytes}}(p_j)$ denote the sequence of bytes corresponding to patch, p_j , then we calculate

$$P_{0,j} = \mathcal{E}_C(f_{\text{bytes}}(p_j)), f \text{ is a pooling function} \quad (5)$$

$$P_l = P_{l-1} + W_o \left(\text{softmax} \left(\frac{QK^T}{\sqrt{d_k}} \right) V \right) \quad (6)$$

$$\text{where } Q_j = W_q(P_{l-1,j}), K_i = W_k(h_{l-1,i}), V_i = W_v(h_{l-1,i}) \quad (7)$$

$$h_l = \text{Encoder-Transformer-Layer}_l(h_{l-1}) \quad (8)$$

where $P \in \mathbb{R}^{n_p \times h_{\mathcal{G}}}$ represents n_p patch representations to be processed by the global model, which is initialized by pooling together the byte embeddings e_i corresponding to each patch p_j . W_q , W_k , W_v and W_o are the

⁴We omit byte-grams of size n or more when $i < n$.

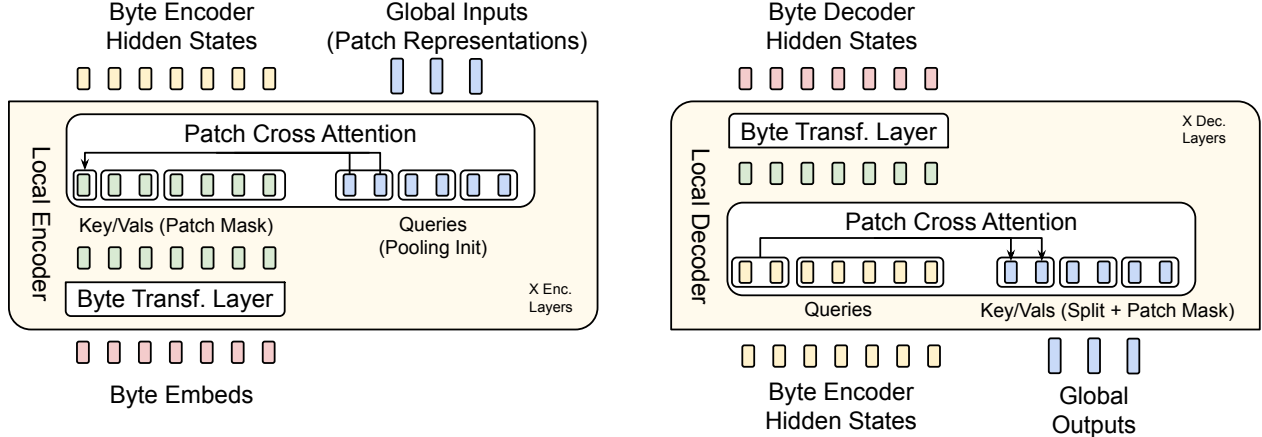


Figure 5 The local encoder uses a cross-attention block with patch representations as queries, and byte representations as keys/values to encode byte representations into patch representations. The local decoder uses a similar block but with the roles reversed i.e. byte representations are now the queries and patch representations are the keys/values. Here we use Cross-Attn $k = 2$.

projections corresponding to the queries, keys, values, and output where the keys and values are projections of byte representations h_i from the previous layer (e_i for the first layer). We use a masking strategy specific to patching where each query Q_j only attends to the keys and values that correspond to the bytes in patch j . Because we use multi-headed attention over Q, K and V and patch representations are typically of larger dimension (h_G) than h_E , we maintain P_l as multiple heads of dimension h_E when doing cross-attention, and later, concat these representations into h_G dimensions. Additionally, we use a pre-LayerNorm on the queries, keys and values and no positional embeddings are used in this cross-attention module. Finally, we use a residual connection around the cross-attention block.

3.3 Local Decoder

Similar to the local encoder, the local decoder \mathcal{D} is a lightweight transformer-based model with $l_D \ll l_G$ layers, that decodes a sequence of global patch representations o_j , into raw bytes, y_i . The local decoder predicts a sequence of raw bytes, as a function of previously decoded bytes, and thus, takes as input the hidden representations produced by the local encoder for the byte-sequence. It applies a series of l_D alternating layers of cross attention and transformer layers. The cross-attention layer in the decoder is applied before the transformer layer to first create byte representations from the patch representations, and the local decoder transformer layer operates on the resulting byte sequence.

3.3.1 Decoder Multi-headed Cross-Attention

In the decoder cross-attention, the roles of the queries and key/values are interchanged i.e. the byte-representations are now the queries, and the patch representations are now the key/values. The initial byte-representations for the cross-attention are initialized as the byte embeddings from the last encoder layer i.e. h_{l_E} . The subsequent byte-representations for layer l , $d_{l,i}$ are computed as:

$$D_0 = h_{l_E} \quad (9)$$

$$B_l = D_{l-1} + W_o \left(\text{softmax} \left(\frac{QK^T}{\sqrt{d_k}} \right) V \right), \quad (10)$$

$$\text{where } Q_i = W_q(d_{l-1,i}), K_i = W_k(\mathcal{D}_C(o_j)), V_i = W_v(\mathcal{D}_C(o_j)) \quad (11)$$

$$D_l = \text{Decoder-Transformer-layer}_l(B_l) \quad (12)$$

where once again, W_k, W_v are key/value projection matrices that operate on a linear transformation and split operation \mathcal{D}_C , applied to the final patch representations o_j from the global model, W_q is a query projection matrices operating on byte representations d_{l-1} from the previous decoder transformer layer (or h_{l_ε} for the first layer), and W_o is the output projection matrix, thus making $B \in \mathbb{R}^{h_D \times n_b}$, where n_b is the number of output bytes. The next decoder representations D_l are computed using a decoder transformer layer on the output of the cross-attention block, B . As in the local encoder cross-attention, we use multiple heads in the attention, use pre LayerNorms, no positional embeddings, and a residual connection around the cross-attention module.

4 Experimental Setup

We carefully design controlled experiments to compare BLT with tokenization based models with particular attention to not give BLT any advantages from possibly using longer sequence contexts.

4.1 Pre-training Datasets

All model scales that we experiment in this paper are pre-trained on two datasets: 1) The Llama 2 dataset (Touvron et al., 2023), which comprises 2 trillion tokens collected from a variety of publicly available sources, which are subsequently cleaned and filtered to improve quality; and 2) BLT-1T: A new dataset with 1 trillion tokens gathered from various public sources, and also including a subset of the pre-training data released by Datacomp-LM (Li et al., 2024). The former is used for scaling law experiments on optimal number of tokens as determined by Dubey et al. (2024) to determine the best architectural choices for BLT, while the latter is used for a complete pre-training run to compare with Llama 3 on downstream tasks. Neither of these datasets include any data gathered from Meta products or services. Furthermore, for baseline experiments for tokenizer-based models, we use the Llama 3 tokenizer with a vocabulary size of 128K tokens, which produced stronger baseline performance than the Llama 2 tokenizer in our experiments.

4.2 Entropy Model

The entropy model in our experiments is a byte level language model trained on the same training distribution as the full BLT model. Unless otherwise mentioned, we use a transformer with 100M parameters, 14 layers, and a hidden dimensionality of 512, and sliding window attention of 512 bytes. The remaining hyperparameters are the same as in our local and global transformers. We experimented with different model sizes, receptive fields, and architectures as discussed in section 7. In particular, when the receptive field of the model is small enough, the trained entropy model can be encoded in an efficient lookup table.

4.3 Entropy Threshold and Equalizing Context Length

For models using entropy-based patching, we estimate a patching threshold that achieves a desired average *patch size* on the pretraining data mix. In BLT, unlike with tokenization, the *patch size* can be arbitrarily chosen having significant implications on the context size used by the model. To maintain the same average context length and avoid giving larger patch sizes unfair advantage, we ensure that the number of bytes in each batch remains constant in expectation. This means that we reduce the sequence length of models with larger patch sizes. On Llama 2 data, we use a 8k byte context while on the BLT-1T dataset we increase the context to 16k bytes on average while maintaining the same batch size of 16M bytes on average.

While the average batch size is constant, when loading batches of data, dynamic patching methods yield different ratios of bytes to patches. For efficiency reasons, our implementation of BLT training packs batches of patches to avoid padding steps in the more expensive latent transformer. This ensures that every batch has the same number of patches. During training we pad and possibly truncate byte sequences to 12k and 24k bytes respectively for Llama 2 and BLT-1T datasets, to avoid memory spikes from sequences with unusually large patches.

4.4 Entropy Model Context

Empirically, we find that using entropy patching yields progressively larger patches in structured content like multiple choice tasks (see patching on an MMLU example in [Figure 9](#)) which are often very repetitive. These variations are caused by lower entropy on the repeated content found in the entropy model context. So for the large scale run of BLT-Entropy with patch size 4.5, we reset the entropy context with new lines and use approximate monotonicity constraint as it suffers less from "entropy drift" from changes in context length. This change only affects how we compute entropies, but we still follow the same procedure to identify the value of the entropy threshold.

4.5 FLOPs Estimation

We largely follow the equations for computation of transformer FLOPs from Chinchilla ([Hoffmann et al., 2022](#)) comprising FLOPs for the feed-forward layers, QKVO projections in the self-attention layer, and computation of attention and output projection. A notable difference is that we assume the input embedding layer is implemented as an efficient lookup instead of a dense matrix multiplication, therefore becoming a 0-FLOP operation. Following previous work, we estimate that the backwards pass has twice the number of FLOPs as the forward pass.

To compute FLOPs *per byte* for BLT models, we add up the FLOPs for the local encoder transformer, the global latent transformer, and the local decoder transformer, together with the cross attention blocks in the encoder and the decoder:

$$\text{FL}_{\text{BLT}} = \text{Transf. FL}(h_{\mathcal{G}}, l_{\mathcal{G}}, m = n_{\text{ctx}}/n_p, V = 0)/n_p \quad (13)$$

$$+ \text{Transf. FL}(h_{\mathcal{E}}, l_{\mathcal{E}}, m = w_{\mathcal{E}}, V = 0) \quad (14)$$

$$+ \text{Transf. FL}(h_{\mathcal{D}}, l_{\mathcal{D}}, m = w_{\mathcal{D}}, V = 256) \quad (15)$$

$$+ \text{Cross Attn. FL}(h_{\mathcal{E}}, l_{\mathcal{E}}, m = n_p, r = n_p/k) \times k/n_p \quad (16)$$

$$+ \text{Cross Attn. FL}(h_{\mathcal{D}}, l_{\mathcal{D}}, m = k, r = k/n_p) \quad (17)$$

where n_{ctx} is the sequence length in bytes, n_p is the patch size, r is the ratio of queries to key/values, k is the ratio of patch-dimension to byte-dimension i.e. the number of local model splits that concatenate to form a global model representation ($k = 2$ in [Figure 5](#)). V corresponds to the vocabulary size for the output projection, which is only used in the local decoder. Depending on whether a module is applied on the byte or patch sequence, the attention uses a different context length, m . We modify the attention FLOPs accordingly for each component. The exact equations for FLOPs computation for Transformer-FLOPs and Cross-Attention FLOPs are provided in [Appendix B](#).

4.6 Bits-Per-Byte Estimation

Perplexity only makes sense in the context of a fixed tokenizer as it is a measure of the uncertainty for each token. When comparing byte and token-level models, following previous work ([Xue et al., 2022](#); [Yu et al., 2023](#); [Wang et al., 2024](#)), we instead report Bits-Per-Byte (BPB), a tokenizer independent version of perplexity. Specifically:

$$\text{BPB}(x) = \frac{\mathcal{L}_{\text{CE}}(\mathbf{x})}{\ln(2) \cdot n_{\text{bytes}}} \quad (18)$$

where the uncertainty over the data \mathbf{x} as measured by the sum of the cross-entropy loss is normalized by the total number of bytes in \mathbf{x} and a constant.

4.7 Transformer Architecture Hyperparameters

For all the transformer blocks in BLT, i.e. both local and global models, we largely follow the architecture of Llama 3 ([Dubey et al., 2024](#)); we use the SwiGLU activation function ([Shazeer, 2020](#)) in the feed-forward layers, rotary positional embeddings (RoPE) ([Su et al., 2021](#)) with $\theta = 500000$ ([Xiong et al., 2024](#)) only

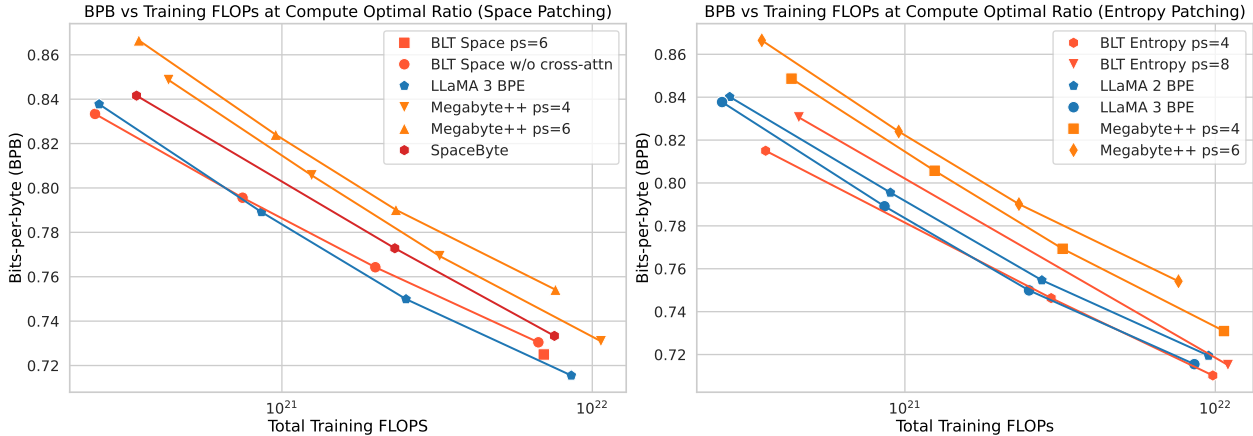


Figure 6 Scaling trends for BLT models with different architectural choices, as well as for baseline BPE token-based models. We train models at multiple scales from 1B up to 8B parameters for the optimal number of tokens as computed by Dubey et al. (2024) and report bits-per-byte on a sample from the training distribution. BLT models perform on par with state-of-the-art tokenizer-based models such as Llama 3, at scale. PS denotes patch size. We illustrate separate architecture improvements on space-patching (**left**) and combine them with dynamic patching (**right**).

in self-attention layers, and RMSNorm (Zhang and Sennrich, 2019) for layer normalization. We use Flash attention (Dao et al., 2022) for all self-attention layers that use fixed-standard attention masks such as *block causal* or *fixed-window block causal*, and a window size of 512 for fixed-width attention masks. Since our cross-attention layers involve dynamic patch-dependent masks, we use Flex Attention⁵ to produce fused implementations and significantly speed up training.

4.8 BLT-Specific Hyperparameters

To study the effectiveness of BLT models, we conduct experiments along two directions, scaling trends, and downstream task evaluations, and we consider models at different scales: 400M, 1B, 2B, 4B and 8B for these experiments. The architecture hyperparameters for these models are presented in Appendix Table 10. We use max-pooling to initialize the queries for the first cross-attention layer in the local encoder. We use 500,000 hashes with a single hash function, with n-gram sizes ranging from 3 to 8, for all BLT models. We use a learning rate of $4e-4$ for all models. The choice of matching learning rate between token and BLT models follows a hyperparameter search between $1e-3$ and $1e-4$ at 400M and 1B model scales showing the same learning rate is optimal. For scaling trends on Llama-2 data, we use training batch-sizes as recommended by Dubey et al. (2024) or its equivalent in bytes. For optimization, we use the AdamW optimizer (Loshchilov and Hutter, 2017) with β_1 set to 0.9 and β_2 to 0.95, with an $\epsilon = 10^{-8}$. We use a linear warm-up of 2000 steps with an cosine decay schedule of the learning rate to 0, we apply a weight decay of 0.1, and global gradient clipping at a threshold of 1.0.

5 Scaling Trends

We present a holistic picture of the scaling trends of byte-level models that can inform further scaling of BLT models. Our scaling study aims to address the limitations of previous research on byte-level models in the following ways: (a) We compare trends for the compute-optimal training regime, (b) We train matching 8B models on non-trivial amounts of training data (up to 1T tokens/4T bytes) and evaluate on downstream tasks, and (c) We measure scaling trends in inference-cost controlled settings. In a later section, we will investigate specific advantages from modeling byte-sequences.

⁵<https://pytorch.org/blog/flexattention>

5.1 Parameter Matched Compute Optimal Scaling Trends

Using the Llama 2 dataset, we train various *compute-optimal* BPE and BLT models across four different sizes, ranging from 1B to 8B parameters. We then plot the training FLOPs against language modeling performance on a representative subset of the training data mixture. The BPE models are trained using the optimal ratio of model parameters to training data, as determined by Llama 3 (Dubey et al., 2024). This *compute-optimal* setup is theoretically designed to achieve the best performance on the training dataset within a given training budget (Hoffmann et al., 2022), providing a robust baseline for our model. For each BPE model, we also train a corresponding BLT model on the same data, using a Latent Transformer that matches the size and architecture of the corresponding BPE Transformer.

As illustrated in Figure 6 (right), BLT models either match or outperform their BPE counterparts and this trend holds as we scale model size and FLOPs. To the best of our knowledge, BLT is the first byte-level Transformer architecture to achieve matching scaling trends with BPE-based models at compute optimal regimes. This therefore validates our assumption that the optimal ratio of parameters to training compute for BPE also applies to BLT, or at least it is not too far off.

Both architectural improvements and dynamic patching are crucial to match BPE scaling trends. In Figure 6 (left), we compare space-patching-based models against Llama 3. We approximate SpaceByte (Slagle, 2024) using BLT space-patching without n-gram embeddings and cross-attention. Although SpaceByte improves over Megabyte, it remains far from Llama 3. In Figure 6 (right), we illustrate the improvements from both architectural changes and dynamic patching. BLT models perform on par with state-of-the-art tokenizer-based models such as Llama 3, at scale.

We also observe the effects of the choice of tokenizer on performance for tokenizer-based models, i.e., models trained with the Llama-3 tokenizer outperform those trained using the Llama-2 tokenizer on the same training data.

Finally, our BLT architecture trends between Llama 2 and 3 when using significantly larger patch sizes. The BPE tokenizers of Llama 2 and 3 have an average token size of 3.7 and 4.4 bytes. In contrast, BLT can achieve similar scaling trends with an average patch size of 6 and even 8 bytes. Inference FLOP are inversely proportional to the average patch size, so using a patch size of 8 bytes would lead to nearly 50% inference FLOP savings. Models with larger patch sizes also seem to perform better as we scale model and data size. BLT with patch size of 8 starts at a significantly worse point compared to BPE Llama 2 at 1B but ends up better than BPE at 7B scale. This suggests that such patch sizes might perform better at even larger scales and possibly that even larger ones could be feasible as model size and training compute grow.

5.2 Beyond Compute Optimal Task Evaluations

To assess scaling properties further, we train an 8B BLT model beyond the compute optimal ratio on the BLT-1T dataset, a larger higher-quality dataset, and measure performance on a suite of standard classification and generation benchmarks. For evaluation, we select the following common sense reasoning, world knowledge, and code generation tasks:

Classification tasks include ARC-Easy (0-shot) (Clark et al., 2018), Arc-Challenge (0-shot) (Clark et al., 2018), HellaSwag (0-shot) (Zellers et al., 2019), PIQA (0-shot) (Bisk et al., 2020), and MMLU (5-shot) (Hendrycks et al., 2020). We employ a prompt-scoring method, calculating the likelihood over choice characters, and report the average accuracy.

Coding related generation tasks: We report pass@1 scores on MBPP (3-shot) (Austin et al., 2021) and HumanEval (0-shot) (Chen et al., 2021), to evaluate the ability of LLMs to generate Python code.

In Table 1, we compare three models trained on the BLT-1T dataset: a BPE Llama 3 tokenizer-based model,⁶ and two variants of the BLT model. One employing a space-patching scheme (BLT-Space) and another utilizing an entropy-based patching scheme (BLT-Entropy). with approx. monotonicity constraint and reset the context of the entropy model with new lines (as discussed in subsection 4.4). All three models are

⁶We choose the Llama 3 tokenizer with its 128k vocabulary as it performs better than Llama 2’s 32k vocabulary.

	Llama 3 1T Tokens	BLT-Space 6T Bytes	BLT-Entropy 4.5T Bytes
Arc-E	77.6	75.4	79.6
Arc-C	53.3	49.8	52.1
HellaSwag	79.1	79.6	80.6
PIQA	80.7	81.1	80.6
MMLU	58.1	54.8	57.4
MBPP	40.2	37.6	41.8
HumanEval	31.1	27.4	35.4
Average	60.0	58.0	61.1
Bytes/Patch on Train Mix	4.4	6.1	4.5

Table 1 Comparison of FLOP-matched BLT **8B** models trained on the BLT-1T dataset comprising high-quality tokens of text and code from publicly available sources, with baseline models using the Llama 3 tokenizer. BLT performs better than Llama 3 on average, and depending on the patching scheme, achieves significant FLOPs savings with a minor reduction in performance.

Llama 2	Llama 3	Entropy ps=6	Entropy ps=8	Inference FLOPs	Compute Optimal (Bytes)	Crossover (Bytes)
470m	450m	610m (1.2x)	760m (1.6x)	3.1E8	50B	150B
3.6B	3.9B	5.2B (1.3x)	6.6B (1.7x)	2.1E9	400B	1T

Table 2 Details of models used in the fixed-inference scaling study. We report non-embedding parameters for each model and their relative number compared to Llama 2. We pick model sizes with equal inference FLOPs per byte. We also indicate BPE’s compute-optimal training data quantity and the crossover point where BLT surpasses BPE as seen in [Figure 1](#) (both expressed in bytes of training data). This point is achieved at much smaller scales compared to many modern training budgets.

trained with an equivalent FLOP budget. However, with BLT-Entropy we additionally make an inference time adjustment of the entropy threshold from 0.6 to 0.1 which we find to improve task performance at the cost of more inference steps.

The BLT-Entropy model outperforms the Llama 3 model on 4 out of 7 tasks while being trained on the same number of bytes. This improvement is like due to a combination of (1) a better use of training compute via dynamic patching, and (2) the direct modeling of byte-level information as opposed to tokens.

On the other hand, BLT-Space underperforms the Llama 3 tokenizer on all but one task, but it achieves a significant reduction in inference FLOPs with its larger average patch size of 6 bytes. In comparison, the BPE and entropy-patching based models have roughly equivalent average patch size of approximately 4.5 bytes on the training data mix. With the same training budget, the larger patch size model covers 30% more data than the other two models which might push BLT further away from the compute-optimal point.

5.3 Patches Scale Better Than Tokens

With BLT models, we can simultaneously increase model size and patch size while maintaining the same training and inference FLOP budget and keeping the amount of training data constant. Arbitrarily increasing the patch size is a unique feature of patch-based models which break free of the efficiency tradeoffs of fixed-vocabulary token-based models, as discussed in [Section 2.4](#). Longer patch sizes save compute, which can be reallocated to grow the size of the global latent transformer, because it is run less often.

We conduct a fixed inference scaling study to test the hypothesis that larger models taking fewer steps on larger patches might perform better than smaller models taking more steps. Starting from model sizes of 400m and 3.6B parameters with the Llama 2 tokenizer, we find FLOP equivalent models with the Llama 3 tokenizer and BLT-Entropy models with average patch sizes of 6 and 8 bytes on the training datamix (see [Table 2](#) for model details). For patch size 8 models, we use 3 encoder layers instead of 1. We train each model for various training FLOP budgets.

	Llama 3 (1T tokens)	Llama 3.1 (16T tokens)	BLT (1T tokens)
HellaSwag Original	79.1	<u>80.7</u>	80.6
HellaSwag Noise Avg.	56.9	<u>64.3</u>	64.3
- AntSpeak	45.6	<u>61.3</u>	57.9
- Drop	53.8	<u>57.3</u>	58.2
- RandomCase	55.3	<u>65.0</u>	65.7
- Repeat	57.0	<u>61.5</u>	66.6
- UpperCase	72.9	<u>76.5</u>	77.3
Phonology-G2P	11.8	<u>18.9</u>	13.0
CUTE	27.5	20.0	54.1
- Contains Char	0.0	0.0	55.9
- Contains Word	55.1	21.6	73.5
- Del Char	34.6	34.3	35.9
- Del Word	75.5	<u>84.5</u>	56.1
- Ins Char	7.5	0.0	7.6
- Ins Word	33.5	<u>63.3</u>	31.2
- Orthography	43.1	0.0	52.4
- Semantic	65	0.0	90.5
- Spelling	1.1	-	99.9
- Spelling Inverse	30.1	3.6	99.9
- Substitute Char	0.4	1.2	48.7
- Substitute Word	16.4	6.8	72.8
- Swap Char	2.6	2.4	11.5
- Swap Word	20.1	4.1	21

Table 3 We compare our 8B BLT model to 8B BPE Llama 3 trained on 1T tokens on tasks that assess robustness to noise and awareness of the constituents of language (best result bold). We also report the performance of Llama 3.1 on the same tasks and underline best result overall. BLT outperforms the Llama 3 BPE model by a large margin and even improves over Llama 3.1 in many tasks indicating that the byte-level awareness is not something that can easily be obtained with more data.

Figure 1 shows that BLT models achieve better scaling trends than tokenization-based architectures for both inference FLOP classes. In both cases, BPE models perform better with small training budgets and are quickly surpassed by BLT not far beyond the compute-optimal regime. In practice, it can be preferable to spend more during the one-time pretraining to achieve a better performing model with a fixed inference budget. A perfect example of this is the class of 8B models, like Llama 3.1, which has been trained on two orders of magnitude more data than what is compute-optimal for that model size.

The crossover point where BLT slightly improves over token-based models has shifted closer to the compute-optimal point when moving to the larger FLOP class models (from 3x down to 2.5x the compute optimal budget). Similarly, the larger patch size 8 model has steeper scaling trend in the larger FLOP class. As discussed in Section 5.1, larger patch sizes appear to perform closer to BPE models at larger model scales. We attribute this, in part, to the decreasing share of total FLOPs used by the byte-level Encoder and Decoder modules which seem to scale slower than the Latent Transformer. When growing total parameters 20x from 400M to 8B, we only roughly double BLT’s local model parameters. This is important as larger patch sizes only affect FLOPs from the patch Latent Transformer and not the byte-level modules. In fact, that is why the BLT-Entropy ps=8 went from 1.6x to 1.7x of the Llama 2 model size when moving to the larger model scale.

In summary, our patch-length scaling study demonstrates that the BLT patch-based architecture can achieve better scaling trends by simultaneously increasing both patch and model size. Such trends seem to persist and even improve at larger model scales.

Language	Language \rightarrow English		English \rightarrow Language	
	Llama 3	BLT	Llama 3	BLT
Arabic	22.3	24.6	10.4	8.8
German	41.3	42.0	29.8	31.2
Hindi	20.7	20.9	7.8	7.2
Italian	34.0	33.9	24.4	26.2
Vietnamese	31.2	31.0	28.4	23.7
Thai	17.9	18.1	10.5	7.7
Armenian	1.7	6.3	0.6	0.9
Amharic	1.3	3.1	0.4	0.5
Assamese	2.7	5.4	0.8	1.6
Bengali	4.7	12.7	1.7	4.1
Bosnian	36.0	37.3	16.9	19.6
Cebuano	18.2	20.6	5.8	9.1
Georgian	1.7	7.4	1.0	2.5
Gujarati	2.0	5.8	1.0	2.2
Hausa	5.75	5.9	1.2	1.3
Icelandic	16.1	17.9	4.8	5.3
Kannada	1.6	3.9	0.7	1.7
Kazakh	5.6	7.0	1.0	2.6
Kabuverdianu	20.3	20.9	5.1	6.8
Khmer	4.4	9.5	0.8	0.8
Kyrgyz	4.6	5.1	0.9	2.0
Malayalam	1.8	3.5	0.7	1.4
Odia	1.6	2.7	0.8	1.1
Somali	5.0	5.0	1.1	1.4
Swahili	10.1	12.0	1.4	2.3
Urdu	9.3	9.5	2.0	1.4
Zulu	4.7	5.0	0.6	0.5
Overall Average	12.1	14.0	5.9	6.4

Table 4 Performance of 8B BLT and 8B Llama 3 trained for 1T tokens on translating into and from six widely-used languages and twenty one lower resource languages with various scripts from the FLORES-101 benchmark (Goyal et al., 2022).

6 Byte Modeling Improves Robustness

We also measure the robustness of BLT compared to token-based models that lack direct byte-level information, and present an approach to byte-ify pretrained token-based models.

6.1 Character-Level Tasks

A very early motivation for training byte-level models was to take advantage of their robustness to byte level noise in the input, and also to exploit their awareness of the constituents of tokens, which current tokenizer-based models struggle with. To measure these phenomena, we perform additional evaluations on benchmarks that evaluate both robustness to input noise as well as awareness of characters, both English and multi-lingual, including digits and phonemes. We present these results in Table 3.

Noisy Data We create noised versions of the benchmark classification tasks described in Section 5.2, to compare the robustness of tokenizer-based models with that of BLT. We employ five distinct character-level noising strategies to introduce variations in the text: (a) *AntSpeak*: This strategy converts the entire text into uppercase, space-separated characters. (b) *Drop*: Randomly removes 10% of the characters from the text. (c)

Task	Prompt	Llama 3	BLT
Substitute Word	Question: Substitute " and " with " internet " in " She went to the kitchen and saw two cereals. ". Answer:	She went to the kitchen and saw two cereals.	She went to the kitchen internet saw two cereals.
Swap Char	Question: Swap " h " and " a " in " that ". Answer:	that	taht
Substitute Char	Question: Substitute " a " with " m " in " page ". Answer:	-	pmge
Semantic Similarity	Question: More semantically related to " are ": " seem ", " acre ". Answer:	acre	seem
Orthographic Similarity	Question: Closer in Levenshtein distance to " time ": " timber ", " period ". Answer:	period	timber
Insert Char	Question: Add an " z " after every " n " in " not ". Answer:	znatz	nzot

Figure 7 Output responses from Llama 3 and BLT models for various tasks from CUTE benchmark. BLT model performs better on sequence manipulation tasks compared to the tokenizer-based Llama 3 model. Note that few-shot examples are not shown in the above prompts to maintain clarity.

RandomCase: Converts 50% of the characters to uppercase and 50% to lowercase randomly throughout the text. (d) *Repeat*: Repeats 20% of the characters up to a maximum of four times. (e) *UpperCase*: Transforms all characters in the text to uppercase. During evaluation, we apply each noising strategy to either the prompt, completion, or both as separate tasks and report the average scores. In Table 3 we report results on noised HellaSwag (Zellers et al., 2019) and find that BLT indeed outperforms tokenizer-based models across the board in terms of robustness, with an average advantage of 8 points over the model trained on the same data, and even improves over the Llama 3.1 model trained on a much larger dataset.

Phonology - Grapheme-to-Phoneme (G2P) We assess BLT’s capability to map a sequence of graphemes (characters representing a word) into a transcription of that word’s pronunciation (phonemes). In Table 3, we present the results of the G2P task in a 5-shot setting using Phonology Bench (Suvarna et al., 2024) and find that BLT outperforms the baseline Llama 3 1T tokenizer-based model on this task.

CUTE To assess character-level understanding, we evaluate BLT on the CUTE benchmark (Edman et al., 2024), which comprises several tasks that are broadly classified into three categories: understanding composition, understanding orthographic similarity, and ability to manipulate sequences. This benchmark poses a significant challenge for most tokenizer-based models, as they appear to possess knowledge of their tokens’ spellings but struggle to effectively utilize this information to manipulate text. Table 3 shows that BLT-Entropy outperforms both BPE Llama 3 models by more than 25 points on this benchmark. In particular, our model demonstrates exceptional proficiency in character manipulation tasks achieving 99.9% on both spelling tasks. Such large improvements despite BLT having been trained on 16x less data than Llama 3.1 indicates that character level information is hard to learn for BPE models. Figure 7 illustrates a few such scenarios where Llama 3 tokenizer model struggles but our BLT model performs well. Word deletion and insertion are the only two tasks where BPE performs better. Such word manipulation might not be straightforward for a byte-level model but the gap is not too wide and building from characters to words could be easier than the other way around. We use the same evaluation setup in all tasks and the original prompts from Huggingface. BPE models might benefit from additional prompt engineering.

Low Resource Machine Translation We evaluate BLT on translating into and out of six popular language families and twenty one lower resource languages with various scripts from the FLORES-101 benchmark (Goyal et al., 2022) and report SentencePiece BLEU in Table 4. Our results demonstrate that BLT outperforms a model trained with the Llama 3 tokenizer, achieving a 2-point overall advantage in translating into English and a 0.5-point advantage in translating from English. In popular language pairs, BLT performs comparably to or slightly better than Llama 3. However, BLT outperforms Llama 3 on numerous language pairs within

	Llama 3 8B (220B tokens)	BLT 8B (220B tokens)	BLT from Llama 3.1 8B (220B tokens)	Llama 3.1 8B (15T tokens)
Arc-E	67.4	66.8	66.6	83.4
Arc-C	40.4	38.8	45.8	55.2
HellaSwag	71.2	72.2	76.1	80.7
PIQA	77.0	78.2	77.4	80.7
MMLU	26.5	25.2	63.7	66.3
MBPP	11.8	10.0	38.2	47.2
HumanEval	9.2	7.3	34.2	37.2

Table 5 Initializing the global transformer model of BLT from the non-embedding parameters of Llama 3 improves performance on several benchmark tasks. First three models trained on the Llama 2 data for compute-optimal steps.

lower-resource language families, underscoring the effectiveness of byte modeling for generalizing to long-tail byte sequences.

6.2 Training BLT from Llama 3

We explore a workflow where BLT models can leverage existing pre-trained tokenizer-based models for better and faster training convergence, achieved by initializing the global transformer parameters of BLT with those of a pre-trained Llama 3.1 model. Subsequently, we update the weights of the global transformer using one-tenth the learning rate employed for the local encoder and local decoder model, for Llama 3 optimal number of steps, and present a comparison with a baseline BLT in Table 5. It is evident that BLT from Llama 3.1 significantly outperforms both the Llama 3 and BLT baselines, which were trained with the same number of FLOPs. Moreover, when compared to our BLT-Entropy model (as presented in Table 1), which was trained on a significantly larger dataset (1T tokens), BLT from Llama 3.1 still achieves superior performance on MMLU task, suggesting that it can be an effective approach in significantly reducing the training FLOPs.

This setup can also be viewed as transforming tokenizer-based models into tokenizer-free ones, effectively converting a pre-trained LLaMA 3.1 model into a BLT model. To provide a comprehensive comparison, we include the original LLaMA 3.1 model trained on 15T tokens in Table 5 and evaluate it against the BLT derived from LLaMA 3. Our model experiences a slight performance decline on MMLU and HumanEval, but a more significant drop on other tasks. This suggests that further work is needed to fully leverage the pre-trained model and improve upon its performance, particularly in terms of optimizing data mixtures and other hyperparameters.

7 Ablations and Discussion

In this section, we discuss ablations justifying architectural choices for BLT and the patching scheme and hyper-parameters for the BLT 8B parameter model trained on the BLT-1T dataset.

Entropy Model Hyper-parameters To study the effect of varying entropy model size and context window length on scaling performance, we train byte-level entropy transformer models of different model sizes between 1m and 100m parameters, with varying context window lengths from 64 to 512. We plot bpb vs training FLOP scaling law curves, created using our 400m and 1b BLT models trained on the Llama-2 dataset and present them in Figure 8. We find that scaling performance is positively correlated with both these dimensions of the entropy model, with diminishing returns when we scale beyond 50m parameters.

Types of Patching We ablate the four different patching schemes, introduced in Section 2 i.e. 1) Strided Patching with a stride of 4 and 6, 2) Patching on whitespace, 3) BPE Tokenizer patching based on the Llama 3 tokenizer, and 4) Entropy based patching using a small byte LLM.

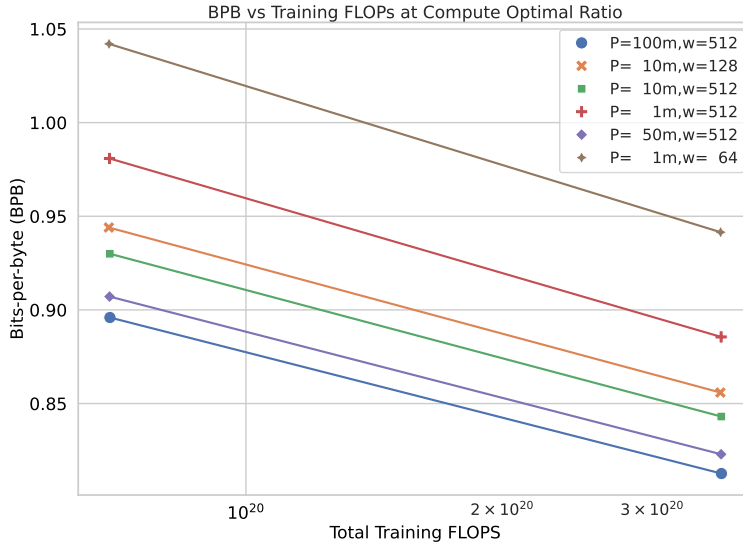


Figure 8 Variation of language modeling performance in bits-per-byte (bpb) with training FLOPs for 400m and 1b BLT models patched with entropy models of different sizes and context windows. Both dimensions improve scaling performance, with diminishing returns beyond 50m parameter entropy models with a context of 512 bytes.

	Llama 3 BPE	Space Patching BLT	Entropy BLT
Arc-E	67.4	67.2	68.9
Arc-C	40.5	37.6	38.3
HellaSwag	71.3	70.8	72.7
PIQA	77.0	76.5	77.6

Table 6 Benchmark evaluations of two patching schemes for 8b BLT models and BPE Llama3 baseline. These models are trained on the Llama 2 data for the optimal number of steps as determined by [Dubey et al. \(2024\)](#).

While dynamic patching reduces the effective length of sequences, we control for the sequence length to maintain a similar context length for all patching schemes. All the models see the same number of bytes in each sequence during training and inference in expectation to prevent any confounding factors from being able to model larger contexts. Figure 6 highlights the results of these ablations. All the remaining patching schemes outperform static patching, with space patching being a very close competitor to dynamic entropy based patching.

In Table 6, we present benchmark evaluations for BLT models comparing tokenizer-based models, space patching, and entropy-based patching, trained on the Llama 2 dataset for an optimal number of steps ([Dubey et al., 2024](#)). Although space patching is a simpler strategy that does not involve running an entropy model on the fly during training, we find that the gains we observed using entropy-based patching on scaling trends (Section 5) do indeed carry forward even to downstream benchmark tasks.⁷

Cross-Attention In Table 7, we ablate including cross-attention at various points in the encoder and decoder of BLT. For the encoder cross-attention we test initializing the queries with 1) the same learned embedding for every global state, 2) a hash embedding of the bytes in the patch, and 3) pooling of the encoder hidden representation of the patch bytes at the given encoder layer.

We find that using cross-attention in the *decoder* is most effective. In the encoder, there is a slight improvement in using cross-attention but only with pooling initialization of queries. Additionally, we find that cross-attention helps particularly on Common-Crawl and especially with larger patch sizes.

⁷Space patching results are from earlier runs without cross-attention, but similar trends are observed even with cross-attention.

Cross Attn. Dec.	Cross Attn. Enc.	Pooling Init	BPB			
			Wikipedia	CC	Github	Train Dist
-	All Layers	False	0.830	0.915	0.442	0.891
-	Last Layer	False	0.836	0.906	0.447	0.886
-	-	-	0.833	0.892	0.446	0.866
First Layer	Last Layer	True	0.825	0.883	0.443	0.861
All Layers	Last Layer	True	0.823	0.871	0.443	0.846
All Layers	All Layers	True	0.828	0.868	0.443	0.844

Table 7 Ablations on the use of Cross Attention for a 1B BLT model trained on 100B bytes. We report bits-per-byte (bpb) on different datasets. We also report bpb on a random sample of the training data (denoted as Train Dist.) The Cross Attn. Enc. and Dec. columns denote which transformer layers the cross-attention block is applied after (or before for the decoder) in the local encoder and decoder respectively.

Ngram Sizes	Per Ngram Vocab	Total Vocab	BPB			
			Wikipedia	CC	Github	Train Dist
-	-	-	0.892	0.867	0.506	0.850
6,7,8	100k	300k	0.873	0.860	0.499	0.842
6,7,8	200k	600k	0.862	0.856	0.492	0.838
3,4,5	100k	300k	0.859	0.855	0.491	0.837
6,7,8	400k	1M	0.855	0.853	0.491	0.834
3,4,5	200k	600k	0.850	0.852	0.485	0.833
3,4,5,6,7,8	100k	600k	0.850	0.852	0.486	0.833
3,4,5	400k	1M	0.844	0.851	0.483	0.832
3,4,5,6,7,8	200k	1M	0.840	0.849	0.481	0.830
3,4,5,6,7,8	400k	2M	0.831	0.846	0.478	0.826

Table 8 Ablations on the use of n-gram hash embedding tables for a 1B BLT model trained on 100B bytes. We find that hash n-gram embeddings are very effective with very large improvements in BPB. The most significant parameter is the per-n-gram vocab size and that smaller ngram sizes are more impactful than larger ones.

n-gram Hash Embeddings We ablate settings of 0, 100K, 200K and 400K n-gram hash embedding vocabularies and present results in Table 8. We find that hash embeddings help on all domains, but particularly on Wikipedia and Github (0.04 bpb difference compared to 0.01 bpb difference after 15k steps at 8B). At 8B scale going from 500K to 300K hashes changed performance by 0.001 bpb on 15k steps. This indicates that hashes are vital to bringing the performance of BLT to match those of tokenizer based models, however, after 300K hashes, there are diminishing returns. Additionally, it appears that the gains are largely complementary with cross-attention as they provide improvements on different datasets.

Local Model Hyperparameters In Table 9, we ablate various settings for the number of layers in the local encoder and decoder. When paired with hash n-gram embeddings, BLT works well with an encoder that is extremely light-weight i.e. just one layer, and with a heavier decoder.

8 Related Work

Character-Level RNNs: Character Language Modeling has been a popular task ever since the early days of neural models (Sutskever et al., 2011; Mikolov et al., 2012; Graves, 2013) owing to their flexibility of modeling out of vocabulary words organically without resorting to back-off methods. Kim et al. (2016) also train a model that processes characters only on the input side using convolutional and highway networks that feed into LSTM-based RNNs and are able to match performance with the RNN based state-of-the-art language models of the time on English and outperform them on morphologically rich languages, another sought-after advantage of character-level LLMs. Kenter et al. (2018) do machine comprehension using byte-level LSTM

Ngram Embeddings	Encoder Layers	Decoder Layers	Train Dist BPB
False	1	9	0.850
False	5	5	0.843
True	5	5	0.844
True	3	7	0.824
True	1	9	0.822

Table 9 When paired with hash n-gram embeddings, a light-weight local encoder is sufficient. More layers can then be allocated to the decoder for the same cost.

models that outperformed word-level models again on morphologically-rich Turkish and Russian languages. Along similar lines, [Zhang et al. \(2015\)](#) used character-based convolutional models for classification tasks, which outperformed word-level models for certain tasks. [Chung et al. \(2019\)](#) use hierarchical LSTM models using boundary-detectors at each level to discover the latent hierarchy in text, to further improve performance on character level language modeling. ByteNet by [Kalchbrenner et al. \(2016\)](#) uses CNN based layers on characters as opposed to attention for machine translation.

Character-Level Transformers: The development of transformer models using attention ([Vaswani et al., 2017](#)) together with subword tokenization ([Sennrich et al., 2016](#)), significantly improved the performance of neural models on language modeling and benchmark tasks. However, word and sub-word units implicitly define an inductive bias for the level of abstraction models should operate on. To combine the successes of transformer models with the initial promising results on character language modeling, [Al-Rfou et al. \(2019\)](#) use very deep transformers, and with the help of auxiliary losses, train transformer-based models that outperformed previous LSTM based character LLMs. However, they still saw a significant gap from word level LLMs. GPT-2 ([Radford et al., 2019](#)) also observed that on large scale datasets like the 1 billion word benchmark, byte-level LMs were not competitive with word-level LMs.

While [Choe et al. \(2019\)](#) demonstrated that byte-level LLMs based on transformers can outperform subword level LLMs with comparable parameters, the models take up much more compute and take much longer to train. Similarly, [El Boukkouri et al. \(2020\)](#) train a BERT model (CharFormer) that builds word representations by applying convolutions on character embeddings, and demonstrate improvements on the medical domain, but they also expend much more compute in doing so. [Clark et al. \(2022\)](#) develop CANINE, a 150M parameter encoder-only model that operates directly on character sequences. CANINE uses a deep transformer stack at its core similar in spirit to our global model, and a combination of a local transformer and strided convolutions to downsample the input characters, and outperforms the equivalent token-level encoder-only model (mBERT) on downstream multilingual tasks. ByT5 ([Xue et al., 2022](#)) explored approaches for byte-level encoder decoder models, that do not use any kind of patching operations. While their model exhibited improved robustness to noise, and was competitive with tokenizer-based models with 4x less data, the lack of patching meant that the models needed to compute expensive attention operations over every byte, which was extremely compute heavy. Directly modeling bytes instead of subword units increases the sequence length of the input making it challenging to efficiently scale byte level models. Recently, using the Mamba Architecture ([Gu and Dao, 2023](#)), which can maintain a fixed-size memory state over a very large context length, [Wang et al. \(2024\)](#) train a byte-level Mamba architecture also without using patching, and are able to outperform byte-level transformer models in a FLOP controlled setting at the 350M parameter scale in terms of bits-per-byte on several datasets.

Patching-based approaches: The effective use of patching can bring down the otherwise inflated number of FLOPs expended by byte-level LLMs while potentially retaining performance, and many works demonstrated initial successes at a small scale of model size and number of training bytes. [Nawrot et al. \(2022\)](#) experiment with static patching based downsampling and upsampling and develop the hourglass transformer which outperforms other byte-level baselines at the 150M scale. [Nawrot et al. \(2023\)](#) further improve this with the help of dynamic patching schemes, including a boundary-predictor that is learned in an end-to-end fashion, a boundary-predictor supervised using certain tokenizers, as well as an entropy-based patching model similar to BLT, and show that this approach can outperform the vanilla transformers of the time on language modeling tasks at a 40M parameter scale on 400M tokens. [Lester et al. \(2024\)](#) investigate training on sequences

compressed using arithmetic coding to achieve compression rates beyond what BPE can achieve, and by using an equal-info windows technique, are able to outperform byte-level baselines on language modeling tasks, but underperform subword baselines.

Our work draws inspiration and is most closely related to MegaByte (Yu et al., 2023), which is a decoder only causal LLM that uses a fixed static patching and concatenation of representations to convert bytes to patches, and uses a local model on the decoder side to convert from patches back into bytes. They demonstrate that MegaByte can match tokenizer-based models at a 1B parameter scale on a dataset of 400B bytes. We ablate MegaByte in all our experiments and find that static patching lags behind the current state-of-the-art compute optimally trained tokenizer based models in a FLOP controlled setting and we demonstrate how BLT bridges this gap. Slagle (2024) make the same observation about MegaByte and suggest extending the static patching method to patching on whitespaces and other space-like bytes, and also add a local encoder model. They find improvements over tokenized-based transformer models in a compute controlled setting on some domains such as Github and arXiv at the 1B parameter scale. We also report experiments with this model, and show that further architectural improvements are needed to scale up byte-level models even further and truly match current state-of-the-art token-based models such as Llama 3.

9 Limitations and Future Work

In this work, for the purposes of architectural choices, we train models for the optimal number of steps as determined for Llama 3 (Dubey et al., 2024). However, these scaling laws were calculated for BPE-level transformers and may lead to suboptimal (data, parameter sizes) ratios in the case of BLT. We leave for future work the calculation of scaling laws for BLT potentially leading to even more favorable scaling trends for our architecture. Additionally, many of these experiments were conducted at scales upto 1B parameters, and it is possible for the optimal architectural choices to change as we scale to 8B parameters and beyond, which may unlock improved performance for larger scales.

Existing transformer libraries and codebases are designed to be highly efficient for tokenizer-based transformer architectures. While we present theoretical FLOP matched experiments and also use certain efficient implementations (such as FlexAttention) to handle layers that deviate from the vanilla transformer architecture, our implementations may yet not be at parity with tokenizer-based models in terms of wall-clock time and may benefit from further optimizations.

While BLT uses a separately trained entropy model for patching, learning the patching model in an end-to-end fashion can be an interesting direction for future work. In Section 6.2, we present initial experiments showing indications of success for “byte-ifying” tokenizer-based models such as Llama 3 that are trained on more than 10T tokens, by initializing and freezing the global transformer with their weights. Further work in this direction may uncover methods that not only retain the benefits of bytefying, but also push performance beyond that of these tokenizer-based models without training them from scratch.

10 Conclusion

This paper presents the Byte Latent Transformer (**BLT**), a new architecture that redefines the conventional dependency on fixed-vocabulary tokenization in large language models. By introducing a dynamic, learnable method for grouping bytes into patches, BLT effectively allocates computational resources based on data complexity, leading to significant improvements in both efficiency and robustness. Our extensive scaling study demonstrates that BLT models can match the performance of tokenization-based models like Llama 3 at scales up to 8B and 4T bytes, and can trade minor losses in evaluation metrics for up to 50% reductions in inference FLOPs. Furthermore, BLT unlocks a new dimension for scaling, allowing simultaneous increases in model and patch size within a fixed inference budget. This new paradigm becomes advantageous for compute regimes commonly encountered in practical settings. While directly engaging with raw byte data, BLT also improves the model’s ability to handle the long-tail of data, offering significant improvements in robustness to noisy inputs and a deeper understanding of sub-word structures. Overall, these results position BLT as a promising alternative to traditional tokenization-based approaches, providing a scalable and robust framework for more efficient and adaptable language models.

Acknowledgements

We would like to thank Kalyan Saladi for help with everything relating to pre-training infrastructure; Gabriel Synnaeve, Ammar Rizvi, Jacob Kahn, Michel Meyer for helping organize resources for scaling up BLT; Badr Youbi Idirissi, Mathurin Videau, and Jade Copet for invaluable discussions and feedback about BLT, for access to the Lingua framework for open-sourcing code for BLT, and for help preparing the BLT-1T dataset used in this paper; Omer Levy, who was actively involved in the early stages of the project and provided valuable feedback and ideas; Driss Guessous for help with FlexAttention; and Sida Wang, Melanie Sclar, Amanda Bertsch, and Hunter Lang for feedback and discussions.

Contributors

In this section, we list individual contributions.

Core Contributors: Artidoro Pagnoni, Srinivasan Iyer, Ramakanth Pasunuru, Pedro Rodriguez, John Nguyen, Gargi Ghosh (Project Lead)

Core Advising Group: Mike Lewis, Ari Holtzman, Luke Zettlemoyer

Advisors and Contributors: Jason Weston, Benjamin Muller, Margaret Li, Chunting Zhou, Lili Yu

References

- Rami Al-Rfou, Dokook Choe, Noah Constant, Mandy Guo, and Llion Jones. Character-level language modeling with deeper self-attention. In Association for the Advancement of Artificial Intelligence, volume 33, pages 3159–3166, 2019.
- Jacob Austin, Augustus Odena, Maxwell Nye, Maarten Bosma, Henryk Michalewski, David Dohan, Ellen Jiang, Carrie Cai, Michael Terry, Quoc Le, and Charles Sutton. Program synthesis with large language models, 2021.
- Bing Bai, Jason Weston, David Grangier, Ronan Collobert, Kunihiro Sadamasu, Yanjun Qi, Olivier Chapelle, and Kilian Weinberger. Learning to rank with (a lot of) word features. Information retrieval, 13:291–314, 2010.
- Yonatan Bisk, Rowan Zellers, Jianfeng Gao, Yejin Choi, et al. Piqa: Reasoning about physical commonsense in natural language. In Association for the Advancement of Artificial Intelligence, pages 7432–7439, 2020.
- Adam Casson. Transformer flops, 2023. <https://www.adamcasson.com/posts/transformer-flops>.
- Mark Chen, Jerry Tworek, Heewoo Jun, Qiming Yuan, Henrique Ponde de Oliveira Pinto, Jared Kaplan, Harri Edwards, Yuri Burda, Nicholas Joseph, Greg Brockman, Alex Ray, Raul Puri, Gretchen Krueger, Michael Petrov, Heidy Khlaaf, Girish Sastry, Pamela Mishkin, Brooke Chan, Scott Gray, Nick Ryder, Mikhail Pavlov, Alethea Power, Lukasz Kaiser, Mohammad Bavarian, Clemens Winter, Philippe Tillet, Felipe Petroski Such, Dave Cummings, Matthias Plappert, Fotios Chantzis, Elizabeth Barnes, Ariel Herbert-Voss, William Hebgren Guss, Alex Nichol, Alex Paino, Nikolas Tezak, Jie Tang, Igor Babuschkin, Suchir Balaji, Shantanu Jain, William Saunders, Christopher Hesse, Andrew N. Carr, Jan Leike, Josh Achiam, Vedant Misra, Evan Morikawa, Alec Radford, Matthew Knight, Miles Brundage, Mira Murati, Katie Mayer, Peter Welinder, Bob McGrew, Dario Amodei, Sam McCandlish, Ilya Sutskever, and Wojciech Zaremba. Evaluating large language models trained on code, 2021.
- Dokook Choe, Rami Al-Rfou, Mandy Guo, Heeyoung Lee, and Noah Constant. Bridging the gap for tokenizer-free language models. arXiv, abs/1908.10322, 2019.
- Junyoung Chung, Sungjin Ahn, and Yoshua Bengio. Hierarchical multiscale recurrent neural networks. In Proceedings of the International Conference on Learning Representations, 2019.
- Jonathan H Clark, Dan Garrette, Iulia Turc, and John Wieting. Canine: Pre-training an efficient tokenization-free encoder for language representation. Transactions of the Association for Computational Linguistics, 10:73–91, 2022.
- Peter Clark, Isaac Cowhey, Oren Etzioni, Tushar Khot, Ashish Sabharwal, Carissa Schoenick, and Oyvind Tafjord. Think you have solved question answering? Try ARC, the AI2 reasoning challenge. arXiv, 2018.
- Gautier Dagan, Gabriel Synnaeve, and Baptiste Roziere. Getting the most out of your tokenizer for pre-training and domain adaptation. In Forty-first International Conference on Machine Learning, 2024.
- Tri Dao, Dan Fu, Stefano Ermon, Atri Rudra, and Christopher Ré. FlashAttention: Fast and memory-efficient exact attention with io-awareness. Proceedings of Advances in Neural Information Processing Systems, 35, 2022.
- Abhimanyu Dubey, Abhinav Jauhri, Abhinav Pandey, Abhishek Kadian, Ahmad Al-Dahle, Aiesha Letman, Akhil Mathur, Alan Schelten, Amy Yang, Angela Fan, et al. The llama 3 herd of models. arXiv, 2024.
- Lukas Edman, Helmut Schmid, and Alexander Fraser. CUTE: Measuring llms’ understanding of their tokens. arXiv, 2024.
- Hicham El Boukkouri, Olivier Ferret, Thomas Lavergne, Hiroshi Noji, Pierre Zweigenbaum, and Jun’ichi Tsujii. CharacterBERT: Reconciling elmo and bert for word-level open-vocabulary representations from characters. In Proceedings of International Conference on Computational Linguistics, 2020.
- Philip Gage. A new algorithm for data compression. The C Users Journal, 12(2):23–38, 1994.
- Naman Goyal, Cynthia Gao, Vishrav Chaudhary, Peng-Jen Chen, Guillaume Wenzek, Da Ju, Sanjana Krishnan, Marc’Aurelio Ranzato, Francisco Guzmán, and Angela Fan. The flores-101 evaluation benchmark for low-resource and multilingual machine translation. 2022.
- Alex Graves. Generating sequences with recurrent neural networks. arXiv, 2013.
- Albert Gu and Tri Dao. Mamba: Linear-time sequence modeling with selective state spaces. arXiv, 2023.
- Dan Hendrycks, Collin Burns, Steven Basart, Andy Zou, Mantas Mazeika, Dawn Song, and Jacob Steinhardt. Measuring massive multitask language understanding. In Proceedings of the International Conference on Learning Representations, 2020.

- Jordan Hoffmann, Sebastian Borgeaud, Arthur Mensch, Elena Buchatskaya, Trevor Cai, Eliza Rutherford, Diego de Las Casas, Lisa Anne Hendricks, Johannes Welbl, Aidan Clark, et al. Training compute-optimal large language models. In Proceedings of Advances in Neural Information Processing Systems, 2022.
- Andrew Jaegle, Felix Gimeno, Andy Brock, Oriol Vinyals, Andrew Zisserman, and Joao Carreira. Perceiver: General perception with iterative attention. In Proceedings of the International Conference of Machine Learning. PMLR, 2021.
- Nal Kalchbrenner, Lasse Espeholt, Karen Simonyan, Aäron van den Oord, Alexander Graves, and Koray Kavukcuoglu. Neural machine translation in linear time. arXiv, 2016.
- Jared Kaplan, Sam McCandlish, Tom Henighan, Tom B Brown, Benjamin Chess, Rewon Child, Scott Gray, Alec Radford, Jeffrey Wu, and Dario Amodei. Scaling laws for neural language models. arXiv, 2020.
- Tom Kenter, Llion Jones, and Daniel Hewlett. Byte-level machine reading across morphologically varied languages. In Association for the Advancement of Artificial Intelligence, 2018.
- Yoon Kim, Yacine Jernite, David Sontag, and Alexander Rush. Character-aware neural language models. In Association for the Advancement of Artificial Intelligence, 2016.
- Brian Lester, Jaehoon Lee, Alex Alemi, Jeffrey Pennington, Adam Roberts, Jascha Sohl-Dickstein, and Noah Constant. Training llms over neurally compressed text. arXiv, 2024.
- Jeffrey Li, Alex Fang, Georgios Smyrnis, Maor Ivgi, Matt Jordan, Samir Gadre, Hritik Bansal, Etash Guha, Sedrick Keh, Kushal Arora, et al. Datacomp-lm: In search of the next generation of training sets for language models. arXiv, 2024.
- Davis Liang, Hila Gonen, Yuning Mao, Rui Hou, Naman Goyal, Marjan Ghazvininejad, Luke Zettlemoyer, and Madian Khabsa. Xlm-v: Overcoming the vocabulary bottleneck in multilingual masked language models. In Proceedings of Empirical Methods in Natural Language Processing, 2023.
- Tomasz Limisiewicz, Terra Blevins, Hila Gonen, Orevaoghene Ahia, and Luke Zettlemoyer. Myte: Morphology-driven byte encoding for better and fairer multilingual language modeling. arXiv, 2024.
- Ilya Loshchilov and Frank Hutter. Decoupled weight decay regularization. arXiv, 2017.
- Tomáš Mikolov, Ilya Sutskever, Anoop Deoras, Hai-Son Le, Stefan Kombrink, and Jan Cernocky. Subword language modeling with neural networks. preprint (http://www.fit.vutbr.cz/imikolov/rnnlm/char.pdf), 8(67), 2012.
- Piotr Nawrot, Szymon Tworowski, Michał Tyrolski, Lukasz Kaiser, Yuhuai Wu, Christian Szegedy, and Henryk Michalewski. Hierarchical transformers are more efficient language models. In Conference of the North American Chapter of the Association for Computational Linguistics. Association for Computational Linguistics, 2022.
- Piotr Nawrot, Jan Chorowski, Adrian Lancucki, and Edoardo Maria Ponti. Efficient transformers with dynamic token pooling. In Proceedings of the Association for Computational Linguistics. Association for Computational Linguistics, 2023.
- Aleksandar Petrov, Emanuele La Malfa, Philip Torr, and Adel Bibi. Language model tokenizers introduce unfairness between languages. Proceedings of Advances in Neural Information Processing Systems, 2024.
- Alec Radford, Jeffrey Wu, Rewon Child, David Luan, Dario Amodei, and Ilya Sutskever. Language models are unsupervised multitask learners. 2019.
- Rico Sennrich, Barry Haddow, and Alexandra Birch. Neural machine translation of rare words with subword units. In Proceedings of the Association for Computational Linguistics. Association for Computational Linguistics, 2016.
- Noam Shazeer. GLU variants improve transformer. arXiv, 2020.
- Kevin Slagle. Spacebyte: Towards deleting tokenization from large language modeling. arXiv, 2024.
- Jianlin Su, Yu Lu, Shengfeng Pan, Ahmed Murtadha, Bo Wen, and Yunfeng Liu. RoFormer: Enhanced transformer with rotary position embedding. arxiv e-prints, art. arXiv, 2021.
- Ilya Sutskever, James Martens, and Geoffrey E Hinton. Generating text with recurrent neural networks. In Proceedings of the International Conference of Machine Learning, pages 1017–1024, 2011.
- Ashima Suvarna, Harshita Khandelwal, and Nanyun Peng. Phonologybench: Evaluating phonological skills of large language models. arXiv, 2024.

- Hugo Touvron, Louis Martin, Kevin Stone, Peter Albert, Amjad Almahairi, Yasmine Babaei, Nikolay Bashlykov, Soumya Batra, Prajjwal Bhargava, Shruti Bhosale, et al. Llama 2: Open foundation and fine-tuned chat models. arXiv, 2023.
- Ashish Vaswani, Noam M. Shazeer, Niki Parmar, Jakob Uszkoreit, Llion Jones, Aidan N. Gomez, Lukasz Kaiser, and Illia Polosukhin. Attention is all you need. 2017.
- Junxiong Wang, Tushaar Gangavarapu, Jing Nathan Yan, and Alexander M Rush. Mambabyte: Token-free selective state space model. arXiv, 2024.
- Wenhan Xiong, Jingyu Liu, Igor Molybog, Hejia Zhang, Prajjwal Bhargava, Rui Hou, Louis Martin, Rashi Rungta, Karthik Abinav Sankararaman, Barlas Oguz, et al. Effective long-context scaling of foundation models. In Conference of the North American Chapter of the Association for Computational Linguistics, 2024.
- Linting Xue, Aditya Barua, Noah Constant, Rami Al-Rfou, Sharan Narang, Mihir Kale, Adam Roberts, and Colin Raffel. Byt5: Towards a token-free future with pre-trained byte-to-byte models. Transactions of the Association for Computational Linguistics, 10:291–306, 2022.
- Lili Yu, Dániel Simig, Colin Flaherty, Armen Aghajanyan, Luke Zettlemoyer, and Mike Lewis. Megabyte: Predicting million-byte sequences with multiscale transformers. Proceedings of Advances in Neural Information Processing Systems, 2023.
- Rowan Zellers, Ari Holtzman, Yonatan Bisk, Ali Farhadi, and Yejin Choi. Hellaswag: Can a machine really finish your sentence? arXiv, 2019.
- Biao Zhang and Rico Sennrich. Root mean square layer normalization. Proceedings of Advances in Neural Information Processing Systems, 32, 2019.
- Xiang Zhang, Junbo Zhao, and Yann LeCun. Character-level convolutional networks for text classification. In C. Cortes, N. Lawrence, D. Lee, M. Sugiyama, and R. Garnett, editors, Proceedings of Advances in Neural Information Processing Systems, volume 28. Curran Associates, Inc., 2015. https://proceedings.neurips.cc/paper_files/paper/2015/file/250cf8b51c773f3f8dc8b4be867a9a02-Paper.pdf.

Appendix

A Model Hyper Parameters

Table 10 shows different hyper parameter settings for BLT models.

Model	Encoder				Global Latent Transf.				Decoder				Cross-Attn.	
	$l_{\mathcal{E}}$	#heads	$h_{\mathcal{E}}$	#Params	$l_{\mathcal{G}}$	#heads	$h_{\mathcal{G}}$	#Params	$l_{\mathcal{D}}$	#heads	$h_{\mathcal{D}}$	#Params	#heads	k
400M	1	12	768	7M	24	10	1280	470M	7	12	768	50M	10	2
1B	1	16	1024	12M	25	16	2048	1B	9	16	1024	113M	16	2
2B	1	16	1024	12M	26	20	2560	2B	9	16	1024	113M	16	3
4B	1	16	1024	12M	36	24	3072	4.1B	9	16	1024	113M	16	3
8B	1	20	1280	20M	32	32	4096	6.4B	6	20	1280	120M	20	4

Table 10 Architectural hyper-parameters for different BLT model sizes that we train for FLOP-controlled experiments described in this paper.

B FLOPs Equations

Here, we provide the equations used for FLOP computation for the forward-pass of transformer and BLT models based on Hoffmann et al. (2022); Kaplan et al. (2020); Casson (2023). We assume that the backward pass uses twice as much FLOPs as the forward pass.

Operation	FLOPs per token/byte
Attention (l, h_k, n_{heads}, m)	$4 \times l \times h_k \times n_{heads} \times \frac{m+1}{2}$
QKVO (l, h, r)	$(r \times 2 + 2) \times 2 \times l \times h^2$
Feed-forward (l, h, d_{ff})	$2 \times l \times 2 \times h \times d_{ff} h$
De-Embedding (h, V)	$2 \times h \times V $
Cross-Attention (l, h_k, n_{heads}, p, r)	Attention(l, h_k, n_{heads}, p) + QKVO($l, h_k \times n_{heads}, r$)

Table 11 FLOPs for operations used in transformer and BLT models. l corresponds to layers, h is the hidden dimension (h_k with n_{heads} heads), m is the context length, $d_{ff} = 4$ is the feed-forward dimension multiplier, p is the patch size, and r is the ratio of queries to keys.

For a transformer model with l layers, hidden dimension h , context length m , n_{heads} attention heads of dimension h_k , and a feed-forward multiplier of d_{ff} , we compute FLOPs as:

$$\text{Transformer-FLOPs}(l, h, m, n_{heads}, h_k, d_{ff}, V) = \text{Feed-forward}(l, h, d_{ff}) \quad (19)$$

$$+ \text{QKVO}(l, h, r = 1) \quad (20)$$

$$+ \text{Attention}(l, h_k, n_{heads}, m) \quad (21)$$

$$+ \text{De-Embedding}(h, V) \quad (22)$$

For BLT models, we use the above-mentioned primitives together with the FLOPs equation from Section 4.5 to compute total FLOPs.

C Rolling Polynomial Hashing

Given a byte n -gram $g_{i,n} = \{b_{i-n+1}, \dots, b_i\}$, the rolling polynomial hash of $g_{i,n}$ is defined as:

$$\text{Hash}(g_{i,n}) = \sum_{j=1}^n b_{i-j+1} a^{j-1} \quad (23)$$

Where a is chosen to be a 10-digit prime number.

D Frequency-based n -gram Embeddings

Prior to using hash n -gram embeddings in the final BLT architecture, we also experimented with frequency-based n -gram embeddings. For each $n \in \{1, 2, 3, 4, 5, 6, 7, 8\}$ there is an embedding matrix E_n^{ngram} that contains the most frequent byte-grams for the given n . Since it is intractable to store embeddings as n grows, we only store embeddings for the most frequent 100,000 byte-grams for each byte-gram. If a particular position i includes an n -gram present in the corresponding the embedding matrix, then this embedding is passed to the next step, encoder multi-headed cross-attention. If a byte-gram is infrequent and therefore not in the matrix, then its embedding is obtained from encoder hash embeddings instead.

Since frequency-based n -grams are limited by the vocabulary of the n -gram tables with infrequent n -grams not being represented at all, we subsequently moved to hash-based n -gram embeddings. See Table 12 for a comparison of hash and frequency based n -gram embeddings.

Hash Ngram Sizes	Per Hash Ngram Vocab	Ngram Sizes	Per Ngram Vocab	Total Vocab	bpb			
					Wikipedia	CC	Github	Train Dist
-	-	-	-	-	0.892	0.867	0.506	0.850
6,7,8	50k	6,7,8	50k	300k	0.878	0.860	0.497	0.843
6,7,8	100k	-	-	300k	0.873	0.860	0.499	0.842
6,7,8	100k	6,7,8	100k	600k	0.868	0.857	0.494	0.839
6,7,8	200k	-	-	600k	0.862	0.856	0.492	0.838
3,4,5	50k	3,4,5	50k	300k	0.862	0.856	0.491	0.837
3,4,5	100k	-	-	300k	0.859	0.855	0.491	0.837
6,7,8	200k	6,7,8	200k	1M	0.861	0.855	0.491	0.837
6,7,8	400k	-	-	1M	0.855	0.853	0.491	0.834
3,4,5,6,7,8	50k	3,4,5,6,7,8	50k	600k	0.855	0.853	0.488	0.834
3,4,5	100k	3,4,5	100k	600k	0.851	0.853	0.486	0.834
3,4,5	200k	-	-	600k	0.850	0.852	0.485	0.833
3,4,5,6,7,8	100k	-	-	600k	0.850	0.852	0.486	0.833
3,4,5	400k	-	-	1M	0.844	0.851	0.483	0.832
3,4,5	200k	3,4,5	200k	1M	0.843	0.850	0.482	0.830
3,4,5,6,7,8	100k	3,4,5,6,7,8	100k	1M	0.844	0.850	0.482	0.830
3,4,5,6,7,8	200k	-	-	1M	0.840	0.849	0.481	0.830
3,4,5,6,7,8	200k	3,4,5,6,7,8	200k	2M	0.833	0.846	0.478	0.826
3,4,5,6,7,8	400k	-	-	2M	0.831	0.846	0.478	0.826

Table 12 Ablations on the use of frequency-based as well as hash-based n -gram embedding tables for a 1B BLT model trained on 100B bytes.

E Entropy Patching Example from MMLU

We illustrate how a few-shot example from a downstream task i.e. MMLU (Hendrycks et al., 2020), is patched using an entropy-model trained for use with BLT models in Figure 9. Directly using the entropy model with the full-context window causes repetitive patterns to be heavily patched. For example, “10 times, with an rms deviation of about” in the MMLU query is patched frequently the first time it is encountered, but is part of very large patches the next three times, which, although inference efficient, maybe undesirable for reasoning. One method that we use to avoid such a “entropy” drift is by resetting the entropy context with new lines and using a approximate monotonicity constraint (see Section 4.4).

The following are multiple choice questions (with answers) about college physics.

A refracting telescope consists of two converging lenses separated by 100 cm. The eyepiece lens has a focal length of 20 cm. The angular magnification of the telescope is

A. 4

B. 5

C. 6

D. 20

Answer: A

...

The muon decays with a characteristic lifetime of about 10^{-6} seconds into an electron, a muon neutrino, and an electron anti neutrino. The muon is forbidden from decaying into an electron and just a single neutrino by the law of conservation of

A. charge

B. mass

C. energy and momentum

D. lepton number

Answer: D

The quantum efficiency of a photon detector is 0.1. If 100 photons are sent into the detector, one after the other, the detector will detect photons

A. an average of 10 times, with an rms deviation of about 4

B. an average of 10 times, with an rms deviation of about 3

C. an average of 10 times, with an rms deviation of about 1

D. an average of 10 times, with an rms deviation of about 0.1

Answer: A

Figure 9 An example of default entropy-based patching with global threshold during inference on MMLU. Green denotes the prompt, Blue denotes the few-shot examples, and red denotes the question to be answered. Note that the size of the patches for the repeated phrases in the answer choices is much larger, which means that the global model is invoked significantly fewer times than its tokenizer-based counterpart, with this inference patching scheme.